

Dear parents,  
Hope you had a lovely Winter break. This is the overview of what the children are going to be learning in Spring term. Please ensure that the home-school communication is filled in every morning **before** school, so we are aware of any changes to routine or dysregulations. Could I ask that all children have a spare set of clothes in class, a raincoat and a pair of wellies that can be left in school. Please also provide your child with a bottle of water daily and a snack (fruit). **We are asking for donations of packs of biscuits to support social skills through our snack times, wet wipes and tissues.**

Many thanks,  
Berry Team.

### Geography:

During Spring 1 we will be exploring what volcanoes look like, what happens when they erupt, create a whole class volcano, and erupt it. For Spring 2, we will be exploring different food types from around the world, exploring where we come from & where we live now,

### Life skills

#### Spring 1

#### Personal health and self-care

- Dressing
- Personal Hygiene
- Dental health
- Healthy diet
- Relaxation

#### Spring 2

#### Social interaction and relationships

- Social rules (PANTS)
- Recognising emotions
- Play skills
- Turn taking
- Collaboration

### English

During English, we will be looking at a variety of text which encourages different vocabulary. We will look at describing settings, appearances and learning how to sequence stories. Alongside this, we will continue with different ability phonics lessons through using little Wandle to encourage reading and comprehension. Books for the Spring term are: Little red riding hood, Panda bear, Panda bear, what do you see?, So Much, Pancake Pancake, Three Billy Goats Gruff and Owl Babies. Please see next page for pictures of the books.

### Maths

Throughout Spring we will be looking at various areas of maths. This will be taught to the ability of the children. They will be experiencing maths by learning through sensory objects and manipulatives. The areas we will be covering during the Spring term are: Time, Shapes, Money, odd and even numbers and statistics.

### Science

In Spring 1, the children will be learning all about different the planets. The children will be learning all the different planets, their order and the different phases of the moon.

For Spring 2, the children will be learning about what habitats do we have in our local environment. We will begin to learn about food chains and make hedgehog houses.

### Mainstream

Depending on your child's ability and interests, the children will be spending some time attached to the mainstream class. This will include time for P.E. We will be also attending many school events which include assemblies and special occasion days.

Please be aware that some of the material taught in Berry class maybe subject to change depending on the children and their needs.

### Art:

During Spring 1, we will be creating models of different planets using paper mâché and sculpture.


During Spring 2, we will be continuing to learn about sculpture where the children will choose an animal to create using clay.

These topics link to our areas of learning in Science.

Berry Class  
Spring Term overview  
School Topic: Creative  
Community




Book list For Spring Term




Little Red Riding Hood




Panda Bear, Panda Bear,  
What do you see?




So Much



Pancake, Pancake



Three Billy Goats Gruff



Owl Babies

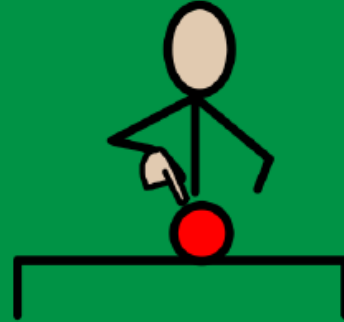
During this time, there will be a week included for our creative writing.




who



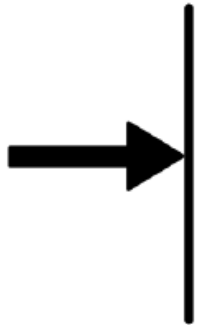
doing



what



where



to who



describe



when



how






















## LANGUAGE FOR THINKING QUESTION LEVELS BOOKMARK

Level A	Level B	Level C
<p>What's happening?                      What is X doing?                      What did X get .....?                      What is X for?                      What do you do with it?                      Who?                      Where?                      Has it happened to you? (how did you feel/what did you say/What did you do?)                      Sentence completion                      Find one that can</p>	<p>What could they say?                      What's going to happen next?                      What is it made of?                      What is in .....?                      What is an X?/What does X mean?                      Why? (obvious)                      When?                      How did they feel?                      Find something you can X but is not a Y.                      Tell me a X that is not a Y.                      Tell me about this picture in one sentence.                      Tell me about this picture using the word X.                      Tell me how you ....                      How will ....?                      If (obvious)                      What is the problem?</p>	<p>What else might happen?                      What else ....?                      What if?                      Why?                      X should happen, why?                      Why is it made of that?                      Why not?                      Why wouldn't ....?                      Why shouldn't ....?                      Why does X need to Y?                      Why are they X and not Y?                      Why is X better than Y?                      How do you know?                      How could she X ....?                      Difference between X and Y?                      Same about X and Y?                      What should?                      Think of 3 things that both X and Y have. Tell me.</p>

### Blank level questioning

When reading with your child at home,  
 please use these blank level questions to  
 develop their comprehension skills.

Blank's Level One Questions	Blank's Level Two Questions
<p>What/who did you see? </p> <p>Say this.... </p>	<p>What colour is it? </p> <p>What shape is it? </p>
<p>What did you touch? </p> <p>What can you hear? </p>	<p>What size is it? </p> <p>How does it taste? </p>
<p>Where is the ___? </p> <p>Is it a ___? Yes  No </p>	<p>What does it smell like? </p> <p>What does it feel like? </p>
<p>Can you find one like this? </p> <p>What is it? </p>	<p>What do we do with this? </p> <p>Name something from (semantic category) </p>
<p>How is a ___ and a ___ different? </p>	<p>What is the ___ doing?/ Show me the one that is ___ </p>