



# Poetry



**Lila and her father have been creating different types of fireworks.**

**This week we are going to write a poem about fireworks.**

Do you like fireworks?

Watch this:

<https://www.youtube.com/watch?v=YN4FBBVtRf8>

## Starter Activity:

Authors use lots of different techniques to keep their reader interested in a story or a poem, for example adverbs:


‘Lila **cautiously** crept towards the cave’.

Cautiously is an adverb and it describes the verb ‘crept’.

By using ‘cautiously’, the author creates an image about how Lila moved to interest the reader.

*Can you think of any other types of words we have used in our creative writing?*

*TTYA/Sibling*





Monday 22<sup>nd</sup> June 2020

LO: I am learning to use powerful adjectives and similes in preparation for a poem.

# Powerful adjectives

Authors can make their writing more interesting by using vivid describing words, so that the reader can *imagine* the story or a poem better.

'Nice' is an adjective, but we can say the word in many different, more powerful ways:

lovely

dazzling

gorgeous

fantastic

delicious

sublime

pulchritudinous

Now think of a **noun** to fit the above adjectives! Discuss with your adult/sibling.

'a lovely dress'... 'dazzling Christmas lights'....

# Similes

- Similes use the words 'like' or 'as'.
- Similes are a comparison between two things.
- Similes help create a mental picture of what the writer is describing.

Lila is as pale  
as a ghost!



This weather is  
like the Antarctic!



**Monday 22<sup>nd</sup> June 2020**

**LO: I am learning to use powerful adjectives and similes in preparation for a poem.**

**Powerful  
adjectives**

**'mouthwatering  
cake'**



**Similes**

**'as light or as a  
feather'**



***Can you think of your own adjectives/similes to describe the cake and the feather?***

***Task 1: Make a mind map!***

Monday 22<sup>nd</sup> June 2020

LO: I am learning to use powerful adjectives and similes in preparation for a poem.

**Your task:**

Choose a picture and use at least three *powerful adjectives* and three *similes* to describe it. Make a mind map or write sentences to describe the picture.



crackling sky    bright lake    calm mountains    menacing miniature island    peaceful city lights    fluffy horizon    dazzling distance    clear night sky    wonderful exploding    amazing    exploding


Tuesday 23<sup>rd</sup> June 2020

LO: I am learning to use metaphor and personification in preparation for a poem.

## Metaphor

- Metaphors describe **something, someone or somewhere** by saying it is something else, without using *'like'* or *'as'*.
- They are used to create vivid images in the reader's mind.

Miss Fantela is a night owl.




The clouds were balls of cotton.




# Personification

- Personification describes something non-human in a way that *makes it sound human*.
- It is used to bring objects to life!


The wind  
howled.



The ship  
shivered in  
the sea.



The grass  
tickled her  
ankles.



Tuesday 23<sup>rd</sup> June 2020

LO: I am learning to use metaphor and personification in preparation for a poem.



Metaphors

***'The sun is a fiery ball'.***



Personification

***'Lightning danced in the sky'.***

## Your Task:

- Make your own metaphors/personifications. Swap the pictures – think of a personification for ***'the sun'*** and a metaphor for ***'the lightning'***.
- Write at least three sentences for each picture!
- In poetry, you can be as creative as you like! There is no 'right or wrong'



## Extension:

Use powerful adjectives, similes, metaphors and personification to describe this picture!



Wednesday 24<sup>th</sup> June 2020

LO: To recap devices used in poetry and be able to use them in a poem.

Poetry devices = adjectives, similes, metaphors and personification

**Starter Activity:**

Watch the three short videos about fireworks:

<https://www.youtube.com/watch?v=YN4FBBVtRf8>

<https://www.youtube.com/watch?v=zTtmO2o27OQ>

<https://www.youtube.com/watch?v=cU3Et5wlQLs&list=TLPQMTUwNjIwMjB47K40P8SAbg&index=3>

**Which one is your favourite?**

**TTYA or a sibling**



## Light Up the Sky



Stars and spangles light up the sky,  
No wonder kids love fireworks spectacle in July.  
A boom, a trail of smoke, and then a loud pop,  
Colorful sparkles spread out fast and drop.  
One after another, each twinkles and dies,  
Then crashes like a bomb, and the next one flies.  
Then all too soon comes the grand finale,  
Wave after wave, like an electrified tsunami.  
And then it's all over and all is quiet,  
There's a beautiful stillness where there once was a riot.  
And clouds of sulfurous smoke in the air,  
Are all that's left to show that fireworks were there.

Read through the poem and see if you can spot the language devices used.

Look back at the previous slides to help you remember the devices if you are unsure.

TTYA or sibling – What examples of similes, adjectives, metaphors and personifications can you find?

personification

simile

metaphor

adjectives

Now think of what fireworks do!  
Listen to the sounds of fireworks. What do you hear?



bang

crash

fizz

whoosh

sparkling

glowing

soaring

burning

exploding





Which words would you like to use in your poem?

Your next task will be to create your own similes, metaphors, adjectives and personification in preparation for a poem.

A grid of 16 word cards arranged in two columns and two rows. Each card features a word and a small illustration. The background is purple with white stars.

bonfire 	sparkle 
oooh 	sparkler 
aaah 	fizz 
wow 	zoom 
firework 	explode 
fire 	whoosh 
bang 	whiz 
crackle 	pop 

A word cloud on a dark blue background with various fire-related terms in different colors and orientations. The words include: spiralling, screaming, booming, whooshing, smoke, BANG!, spreading, shimmering, sparkle, glittering, and crackle.

You can use some of these adjectives to help you write a poem.



colourful



vivid



spectacular



scorching



thundering



dazzling



colossal



sparkling



bright



magnificent

beautiful

intense

blazing

piercing

glowing

shining

shimmering



mighty

tremendous



Wednesday 24<sup>th</sup> June 2020

LO: To recap devices used in poetry and be able to use them in a poem.

**Your task:** Write your own descriptive words to help you write a poem.

Remember to use word mats to help you. See the example below:

Powerful Adjectives	Metaphors Is/are	Similes like/ as .....as	Personification
shimmering fireworks	diamond sparkles	As bright as the moon	screaming through the night

**You can use your own 'word mat' and make them into stanzas! For example:**

Shimmering fireworks are diamond sparkles,

Screaming through the night,

As bright as the moon, fireworks of all shapes and sizes.

**Thursday 25<sup>th</sup> June 2020**

**LO: I know how to use poetry devices to create a poem**

Today you are going to create your own poem using as many poetry devices as you can from the words you generated and word mats provided for you.

Let's recap:

How do we use metaphors and similes effectively?

<https://www.bbc.co.uk/bitesize/topics/zfkk7ty/articles/z9tkxfr>

How do we use personification effectively?

<https://www.bbc.co.uk/bitesize/topics/zfkk7ty/articles/zw9p8mn>



colourful

vivid

spectacular

scorching

thundering



dazzling

colossal

sparkling

bright

magnificent

beautiful

intense

blazing

piercing

glowing

shining

shimmering



mighty

tremendous

Let's look at this poem:

What is the title of the poem?

What is the name of the poet?

How does each line start?

How many lines are there in each stanza?

Can you find a metaphor?

Can you find a personification?

They rise like sudden fiery flowers  
That burst upon the night,  
Then fall to earth in burning showers  
Of crimson, blue and white.

Like buds too wonderful to name,  
Each miracle unfolds,  
And Catherine wheels begin to flame  
Like whirling marigolds.

Rockets and Roman candles make  
An orchard of the sky,  
Whence magic trees their petals shake  
Upon each gazing eye.

*James Reeves*

# Fireworks

**Can you  
find the  
similes?**



# Thursday 25<sup>th</sup> June 2020

## LO: I know how to use poetry devices to create a poem

It is your turn to write a poem:

### Success criteria:

visualise,

I can create an interesting title

I can start each line with a capital letter

I can use powerful adjectives and similes

I can use metaphors and personification

*Remember to use your work from yesterday as your word mat and for ideas.*

*Remember the layout of a poem!*

*It is not a 'selection of sentences written as a 'paragraph'!*

EXTENSION: Make a firework display to go with your poem!

Draw, paint, make a 3D shape

