

Banknote Reproduction Conditions

It is recommended that any bank notes or coins are printed in colour as they may not be as recognisable in greyscale.

All conditions relate to:

- The reproduction of all or part of a banknote;
- Whether the front or the back of a banknote is reproduced;
- For reproductions of all banknotes issued by the Bank of England whether current legal tender or not;
- For all possible reproductions, including modified or distorted reproductions.

Reproduction Conditions		Physical Reproductions	Digital/Other Reproductions
1.	Reproductions must be one sided only.	Required	Not Required
2.	Reproductions must not be the same size as actual banknotes; they must be at least 25% smaller or at least 25% larger.	Required	Not Required
3.	Reproductions may not appear in an offensive or inappropriate context or in such a manner that the Bank, in its sole opinion, believes would undermine the integrity of the currency.	Required	Required
4.	There should be no distortion to the Queen's image (apart from an enlargement, reduction or slant).	Required	Required
5.(a)	Reproductions must be printed on a material clearly different and distinguishable from materials used to print current series Bank of England banknotes.	At least one of conditions 5 (a)-(c) must also be met	Not Required
5.(b)	<p>Reproductions showing more than 50% of the total surface area of one side must be overprinted with the word "SPECIMEN" unless on a slant of over 20°.</p> <p>SPECIMEN markings must be in bold grey font, at a 45° slant through the centre of the banknote, not less than 1/3 the length and 1/10 the height of the note.</p>		At least one of conditions 5 (b)-(c) must also be met
5.(c)	Reproductions showing less than 50% of the total surface area of one side do not need to be slanted or overprinted with the word "SPECIMEN".		



1) Complete the sentences to calculate how much money is in each savings jar.

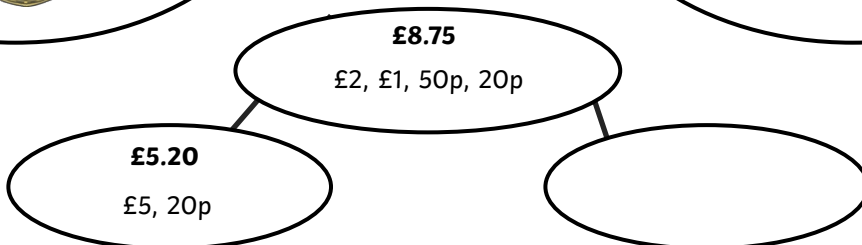



In the savings jar, there is _____ pounds.
 In the savings jar, there is _____ pence.
 This is £ _____ and _____ pence.
 There is £ _____ in the savings jar.



In the savings jar, there is _____ pounds.
 In the savings jar, there is _____ pence.
 This is £ _____ and _____ pence.
 There is £ _____ in the savings jar.


2) Complete the part-whole models.



3) Convert these amounts to pounds and pence and using the £ sign. The first one is done for you

- a) 265p = **2 pounds and 65 pence = £2.65** b) 205p = _____
 c) 65p = _____ d) 250p = _____

1) A book costs £2.50.



I have two £1 coins,
two 20p coins and a
5p coin.



I have a £2 coin,
three 10p coins and
four 5p coins.

Can both of the children afford to buy the book? Explain how you know.

2) Lisa has been writing these pence amounts using a £ sign. Tick the correct answers. Explain any errors that Lisa has made and write the correct answer.

Pence	Using £ Sign	✓ or x ?	Error/Correct Answer
1308p	£13.08		
550p	£5.5		
1407p	£140.7		
780p	£7.80		

3) Mo has 5 coins that make £1.75 in total. Four of the coins are given. Explain which of the following sets of coins Mo could have and write what the missing coin is.

£1, 50p, 10p, 10p, ?p	_____
50p, 50p, 50p, 10p, ?p	_____
£1, 50p, 20p, 2p, ?p	_____
50p, 50p, 50p, 20p, ?p	_____



1) a) In each purse there are some coins which equal the given total.



6 coins = £1.09

What could the coins be? Write 2 different ways.

○ ○ ○ ○ ○ ○ = £1.09

○ ○ ○ ○ ○ ○ = £1.09

b)



6 coins = £1.35

Write all the possible ways.

2) Here are some coins:



Tanya has 4 of these coins. Decide whether these statements about the coins are always, sometimes or never true. Explain why you think this and give examples to prove it.

a) Tanya has more than 12p.

b) Tanya has less than 50p.

c) Tanya has more than £7.

d) Tanya has an amount of money that is greater than £1 and less than £4.
