

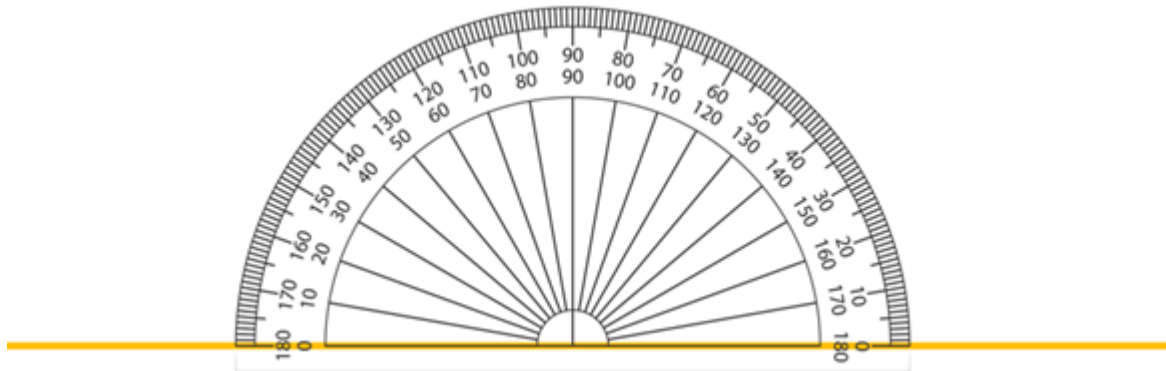
L.O: I am learning to calculate angles on a straight line

Today you will build on your knowledge of angles and learn to recognise two right angles are equivalent to a straight line. You will learn that angles on a straight line up to 180 degrees and apply this knowledge to calculate missing angles.

Answer the questions on the separate worksheet that comes with this assignment. Turn the completed work in so that the teacher can mark and comment on your work.

Starter:

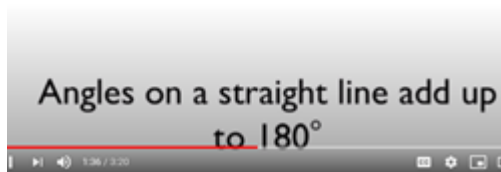
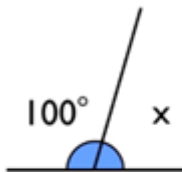
- There are 90 degrees in a right angle. How many degrees are there in two right angles?



Angles on a straight line always add up to 180 degrees.

- What do you notice when you place two right angles together?

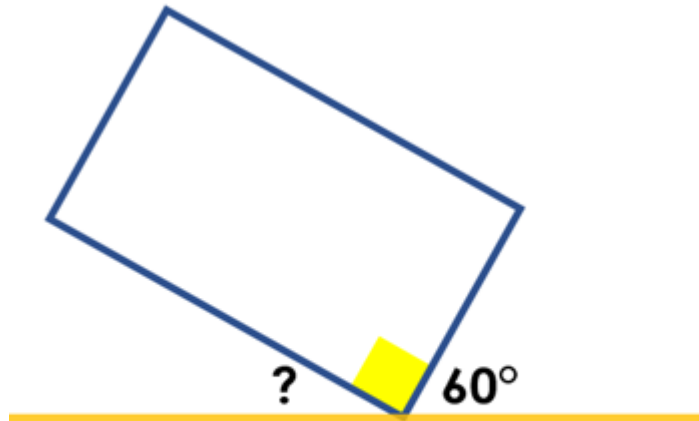
Watch the video below using the link to help you understand how you can calculate missing angles on a straight line:



<https://www.youtube.com/watch?v=cBIJmmz8fl>

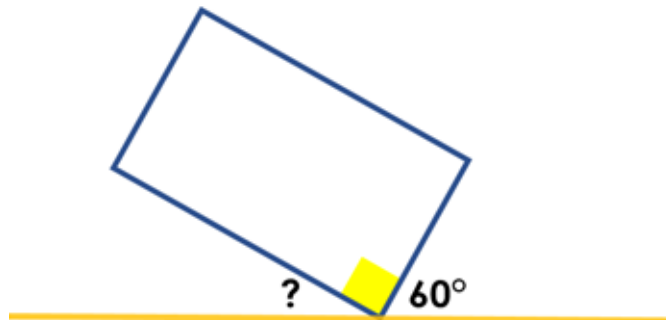
Let's Practise:

Let's go through finding a missing angle together:



Find the missing angle.

We know that angles on a straight line add up to 180 degrees. The angle on the left is 60 degrees, the middle angle is a right angle (shown by the square symbol on the rectangle).



180°		
90°	60°	?

To find the missing angle, we take 90 degrees and then 60 degrees away from 180 degrees. So $180 - 90 = 90 - 60 = 30$, so the missing angle must be 30 degrees.

To check you are correct, add up all the angles and they should equal 180 degrees. $90 + 60 + 30 = 180!$

Now go to the worksheet for today's tasks. Choose your challenge(s) and answer your question in the box provided on the worksheet.