

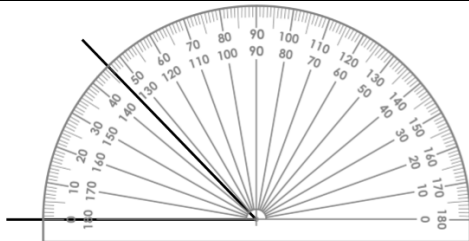
Lesson 1

L.0 I am learning to measure with a protractor.

Fluency

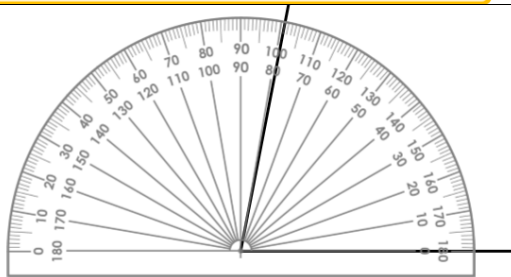
Key vocabulary: Acute, Obtuse, Right, Straight line, Reflex

Your answer



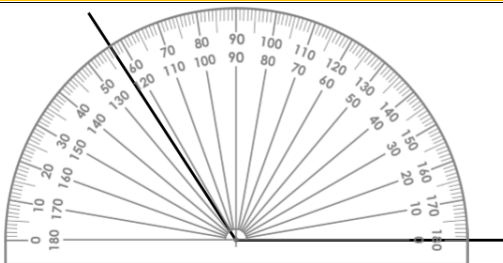
The size of this **acute** angle is **46** degrees.

The size of this _____ angle is _____ degrees.



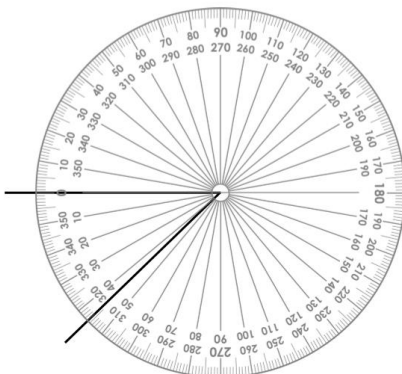
The size of this **acute** angle is **79** degrees.

The size of this _____ angle is _____ degrees.



The size of this **obtuse** angle is **123** degrees.

The size of this _____ angle is _____ degrees.



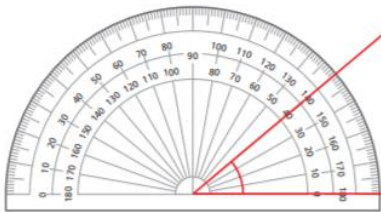
The size of this **reflex** angle is **316** degrees.

The size of this reflex angle is _____ degrees.

Week 1_Maths_Lesson 1

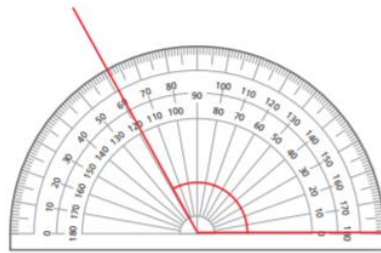
What is the size of each angle? Circle your answer.

a)



40° 140°

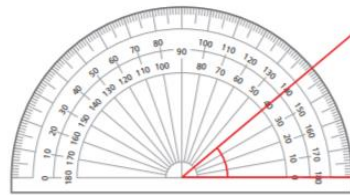
b)



61° 119°

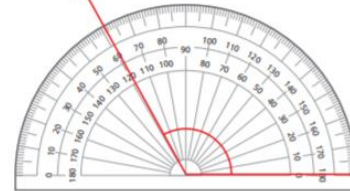
What is the size of each angle? Circle your answer.

a)



40° 140°

b)



61° 119°

8b. Fill in the blanks:

An acute angle is between _____° and _____°.

8b. 0°, 90°

5b. What types of angles are these?



acute	obtuse	reflex
-------	--------	--------

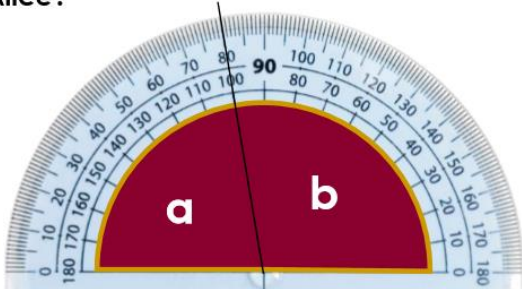
5b. a – reflex, b – acute, c – obtuse

Reasoning

Key vocabulary: Acute, Obtuse, Right, Straight line, Reflex

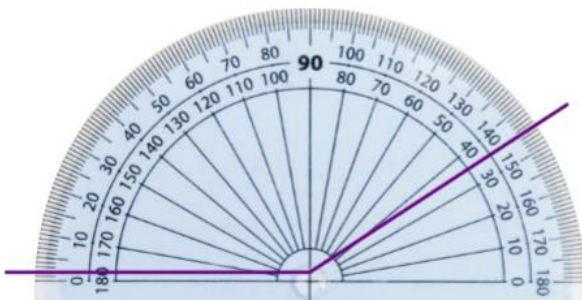
Your answer

1b. Dad said Jed should get the most chocolate tart and Alice should get the least.
Which pieces of tart should go to Jed and Alice?



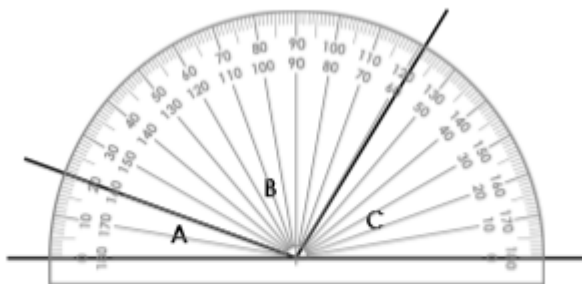
1b. **Jed – b, Alice – a**

5b. “My angle is 145°,” says Sruthi.
Has she measured her angle correctly?
Explain your answer.



5b. **No because she has not lined up the bottom line of the protractor with the bottom line of the angle.**

Millie is reading the angles using a protractor.



She says...



I can only measure angle A without moving the protractor.

Explain why Millie is wrong!
Support your response with evidence.

Modelled DAB Reasoning Responses

D – Millie is incorrect.








A – She can measure angles B and C without moving her protractor.

B – You can work out the difference from where the angles begin and end on the protractor.

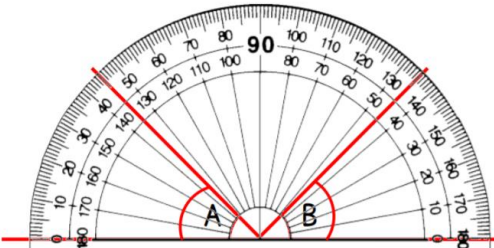
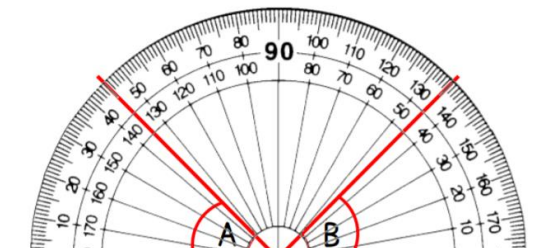
Angle B begins at 20° and ends at 121°. The difference between the degrees is what the angle measures. The size of angle B is 101°.

Angle C begins at 121° and ends at 180°. The difference between the degrees is what the angle measures. The size of angle B is 59°.

Problem Solving

<p>Key vocabulary: Acute, Obtuse, Right, Straight line, Reflex</p> <p>6b. Which angle belongs to which person?</p> <div style="display: flex; justify-content: space-around; align-items: flex-start;"> <div style="text-align: center;"> <p>My angle is acute.</p>  <p>Ceri</p> </div> <div style="text-align: center;"> <p>My angle is reflex.</p>  <p>Imran</p> </div> <div style="text-align: center;"> <p>My angle is more than 90°.</p>  <p>Carly</p> </div> </div> <div style="display: flex; justify-content: space-around; margin-top: 10px;"> <div style="border: 1px solid black; padding: 2px 10px;">180°</div> <div style="border: 1px solid black; padding: 2px 10px;">80°</div> <div style="border: 1px solid black; padding: 2px 10px;">185°</div> </div> <p style="text-align: right; font-size: small;">PS</p>	<p style="color: green; font-size: 1.2em; text-align: center;">Your answer</p> <p>6b. Ceri – 80°, Imran – 185°, Carly – 180°</p>
<p>9b. Which angle belongs to which person?</p> <div style="display: flex; justify-content: space-around; align-items: flex-start;"> <div style="text-align: center;"> <p>My angle is the only acute angle.</p>  <p>Norah</p> </div> <div style="text-align: center;"> <p>My angle is obtuse.</p>  <p>Nat</p> </div> <div style="text-align: center;"> <p>My angle is the closest to being reflex.</p>  <p>Sam</p> </div> <div style="text-align: center;"> <p>My angle is less than 174°.</p>  <p>Ray</p> </div> </div> <div style="display: flex; justify-content: space-around; margin-top: 10px;"> <div style="border: 1px solid black; padding: 2px 10px;">175°</div> <div style="border: 1px solid black; padding: 2px 10px;">114°</div> <div style="border: 1px solid black; padding: 2px 10px;">174°</div> <div style="border: 1px solid black; padding: 2px 10px;">37°</div> </div> <p style="text-align: right; font-size: small;">PS</p>	<p>9b. Norah – 37°, Nat – 174°, Sam – 175°, Ray – 114°</p>

Extension

<p>Key vocabulary: Acute, Obtuse, Right, Straight line, Reflex</p> <p style="color: blue; font-size: 1.5em; text-align: center;">True or False?</p> <p style="text-align: center; margin: 20px 0;">Angle A = 145° and Angle B = 45°</p> <div style="text-align: center;">  </div>	<p style="color: green; font-size: 1.2em; text-align: center;">Your answer</p> <p style="text-align: center; font-size: 1.5em; margin: 10px 0;">False</p> <p style="text-align: center;">Both angles should be read from zero.</p> <p style="text-align: center;">A = 45° and B = 45°</p> <div style="text-align: center;">  </div>
--	---