



Highfield Primary School

2015 Statutory Test Results

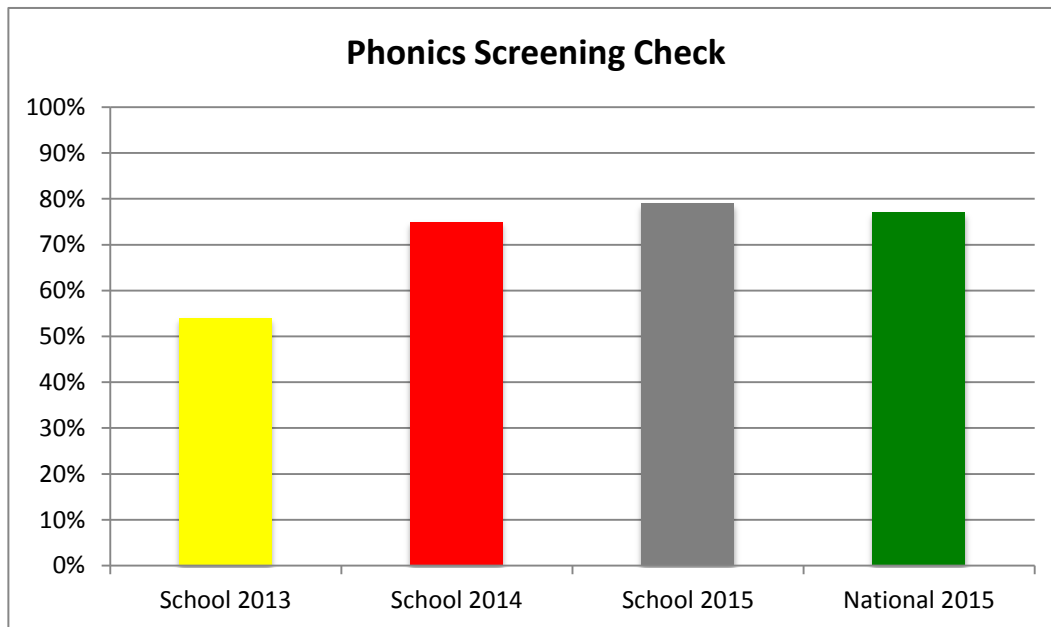
Here are our results for the Year 1 Phonics Screening Check in Year 1 and the End of Key Stage 1 SATs (Year 2) and the End of Key Stage 2 SATs (Year 6).

Please find below the breakdown of the results for the last three years, which shows an upward trend in the Year 1 phonics results, improvements in all subjects in Year 2 and sustained high attainment and achievement in Year 6.

We would like to thank the pupils, parents/carers and our staff for contributing to this great success.

Year 1 Phonics Screening Check

	School 2012	School 2013	School 2014	School 2015	National 2015
Meeting Expectation	58%	54%	75%	79% ↑	77%



In Autumn 2014 the school carried out a review of phonics teaching and made this a high priority on the school improvement plan for 2013-14. This has resulted in a significant rise in standards through a highly structured, systematic and well-resourced programme of teaching and learning across the Foundation Stage and Key Stage 1.



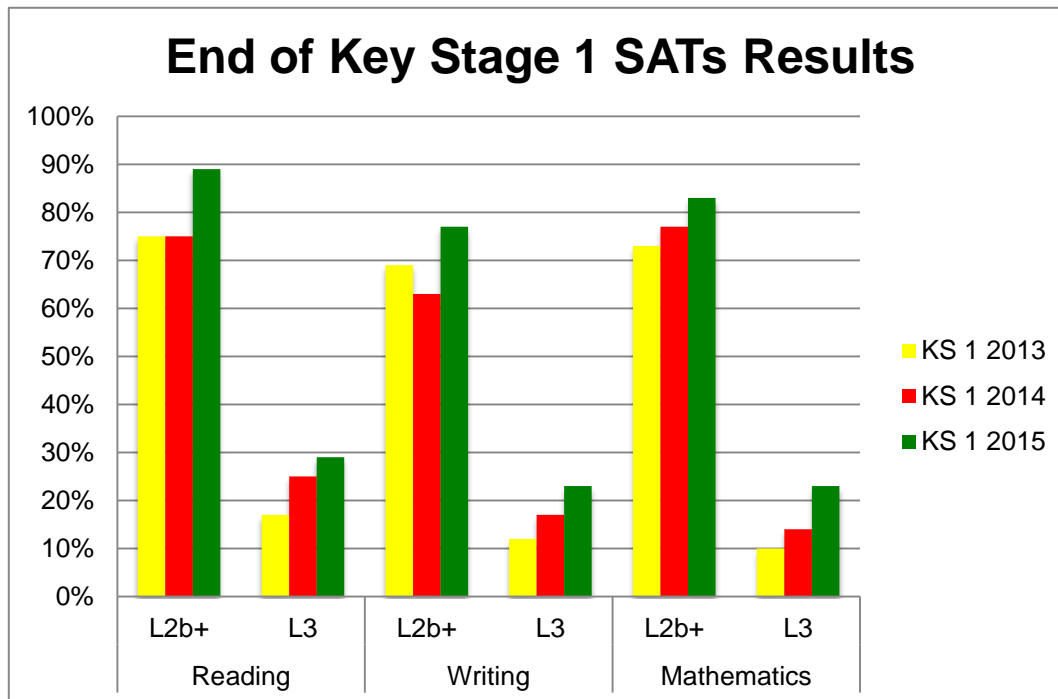
Highfield Primary School



End of Key Stage 1 SATs

The National expectation for children at the end of Year 2 is to achieve Level 2b.

		School KS1 2013	School KS1 2014	School KS1 2015	National 2015
Reading	L2b +	75%	75%	90% ↑	82%
	L3	17%	25%	29% ↑	32%
Writing	L2b +	69%	63%	80% ↑	72%
	L3	12%	17%	24% ↑	18%
Mathematics	L2b +	73%	77%	84% ↑	82%
	L3	10%	14%	24% ↑	26%



Pupils out-performed their national peers at L2b+ in Reading and Writing and were in line with in Maths. The % of children attaining a L3 is in line with national in Reading and Maths but in Writing pupils out-performed their national peers. There were increases in pupils attaining level 2b+, 2a+ and L3 each of the core subjects.

One of the school's improvement plan priorities in 2014-15 was to increase the % of pupils attaining higher levels (L2a and L3) in all subjects (in particular Maths) and this has been achieved. There was a significant increase in pupils attaining 2a, with pupils out-performing their national peers in all subjects.

In 2015-16 the priority is to sustain the improvements made in pupil's attainment and ensure the excellent teaching, that has enabled children to attain these results, is continued.



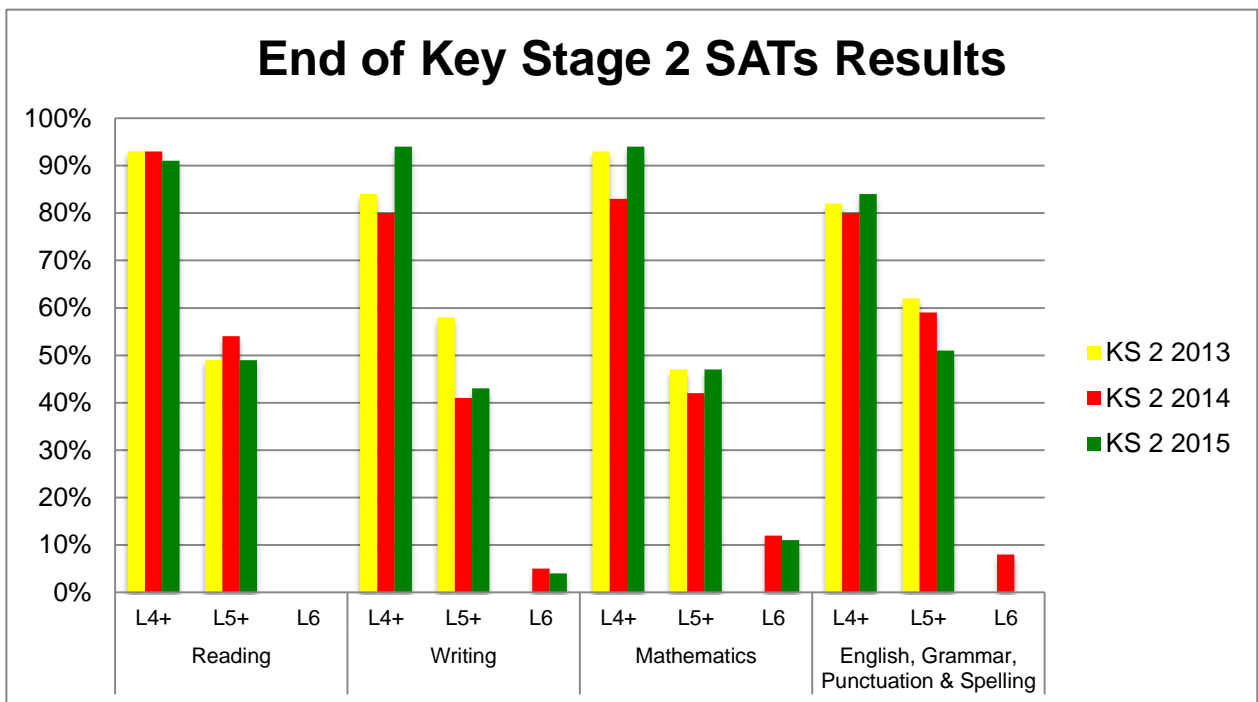
Highfield Primary School



End of Key Stage 2 SATs: Attainment

The National expectation for children at the end of Year 6 is to achieve Level 4.

		School KS2 2012	School KS2 2013	School KS2 2014	School KS2 2015	National 2015
Reading	L4 +	95%	93%	93%	91%	89%
	L5+	31%	49%	54%	49%	48%
	L6	0%	0%	0%	0%	0%
Writing	L4 +	87%	84%	80%	94% ↑	87%
	L5+	20%	58%	41%	43% ↑	36%
	L6	0%	0%	5%	4%	2%
Mathematics	L4 +	93%	93%	83%	94% ↑	87%
	L5+	33%	47%	42%	47% ↑	41%
	L6	2%	0%	12%	11%	9%
English, Grammar, Punctuation and Spelling	L4 +	-	82%	80%	84% ↑	80%
	L5+	-	62%	59%	51%	55%
	L6	-	0%	8%	0%	4%



Pupil's attainment is broadly in line or exceed national averages in all three subjects and at all levels.

In 2015 there were improvements in writing when pupils out-performed their national peers at all levels. In 2015 there was also improvement in % attaining in combined: L4c+(91%) and L4b+ (81%) (secondary ready).



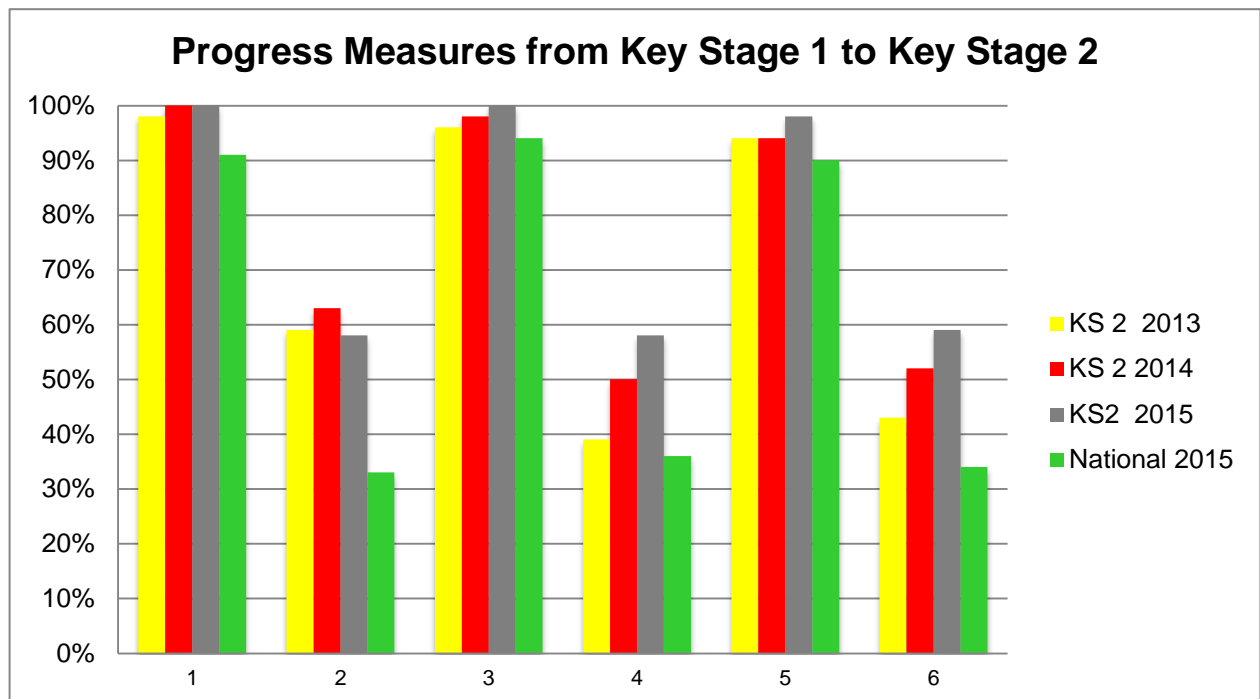
Highfield Primary School



Progress Measures from Key Stage 1 to Key Stage 2

For children to have made expected progress, they must make 2 levels of progress since the end of Key Stage 1 (E.g. Level 2 → Level 4). If children make 3 or more levels progress since the end of Key Stage 1, this is considered more than expected progress (e.g. Level 2 → Level 5 or Level 1 → Level 4)

		School KS2 2012	School KS2 2013	School KS2 2014	School KS2 2015	National 2015
Reading	Expected Progress	100%	98%	100%	100%	91%
	More than Expected Progress	53%	59%	63%	58%	33%
Writing	Expected Progress	98%	96%	98%	100% ↑	94%
	More than Expected Progress	28%	39%	50%	58% ↑	36%
Mathematics	Expected Progress	100%	94%	94%	98% ↑	90%
	More than Expected Progress	28%	43%	52%	59% ↑	34%



Pupil's progress is broadly in line or exceed national averages in all three subjects.

Using the "more than expected progress measure" pupils significantly outperform their national peers.

This represents outstanding progress.

Using prior attainment bands all groups out-performed their national peers at L4+ and L5+. Significantly 77% of low attainers achieved L4 combined, 35% of middle attainers achieved L5+ and 89% of high attainers achieved L5+ combined.

Using the Key Stage 1 to Key Stage 2 progress measure in combined subjects, Highfield Primary School is in the top 1% ranking of all schools.