



KS2 Reading



Welcome




Mr Hewett



The Power of Reading




- Creating a love of reading in children is potentially one of the most powerful ways of improving academic standards in school.
- Success in reading is fundamental to success in school.
- There can be few better ways to improve pupils' chances in school, or beyond in the wider world than to enable them to become truly independent readers



The Power of Reading



- Experts in the field of Literacy/English are unanimous in their belief that parents should read with their children.
- The power of the parent-child bond has a positive effect on a child's attitude towards reading and their ability to read.
- Reading is all about acquiring meaning; for enjoyment, information and understanding; we want to create a culture of readers that take pleasure in reading books through the rest of their lives- not just here at school.




KS2 Reading Guidelines



- Even when your child is older, it is still a good idea to set aside reading time. You should still try to hear your child read every day for 10 to 15 minutes or encourage them to have their special reading time alone (bedtime)
- Try to encourage them to choose books at the right level. Use the "five finger rule".
- Talk to them about the story or information book and ask them questions about what they have read. Remember the 5 ws (who?, what?, why?, when? where? and how?)
- Be a good role model and let them see you reading for pleasure
- Join the library and encourage them to read sequels or books by the same author. Also encourage them to read comics, magazines, newspapers and information on the internet.
- Check they are changing their home /school book and updating their Reading Record

Reading requires different skills



- **Phonics and Word Recognition**
- The ability to recognise words presented in and out of context.
- The ability to blend letter sounds (phonemes) together to read words.



Understanding

The ability to understand the meaning of the words and sentences in a text.

The ability to understand the ideas, information and themes in a text.

If a child understands what they hear, they will understand the same information when they read.




How are these taught in our school?



- Phonics
- Shared reading
- Guided reading
- Independent reading
- Personal reading
- Focused reading activities
- Reading across the curriculum
- Class novels and stories


The hearing of reading is NOT the teaching of reading



What are phonics?




- How many letters? 26
- How many sounds (phonemes)? 44
- How many spellings of the sounds? 144
- Some words can not be sounded out by using phonics. They simply have to be learnt- we call these 'sight words'.
- Please note that any information on phonics will be relating to the KS1 presentation that is later today. It will incidentally also be saved on our website.



Reading for meaning



- Being able to read does not mean you understand what you read.
- Your child might sound like a good reader but may not necessarily understand what the text means.
- The best way to develop understanding is to talk about texts.
- In KS2, the level the children are awarded throughout the year is determined by a mixture of tests and teacher assessment. The children will have taken/ will be taking tests this week/first week back as the first part of our assessment across the year. They take SATs papers from previous years and so practising these is highly recommended.
- Google: 'Emaths KS2'



Establishing comprehension



- Finding information on the page.
- Being able to find information that is *not* on the page. Looking for clues
- Thinking about situations and predicting what might happen.
- Putting yourself in a character's shoes and understanding what is going on from their viewpoint.
- Book talk to make your child think.




Avoid Closed Questions!



- Do you like this book?
- Do you like this character?
- It's a good story isn't it?
- Do you like reading?
- Are you good at reading?
- Do you like this kind of story?
- What do you like about this book?
- What do you think of this character?
- Why do you think this is a good story?
- What's great about reading?
- Why are you a good reader?
- What is it about these stories that you like so much?


Change these questions so that the answers cannot be *yes* or *no*.



Guided Reading




- In our school, the children have many opportunities to read as referred to earlier but one of the most structured sessions is *Guided Reading*. Children have the chance to read with the teacher, in an appropriate ability group, and they are required to think about the text and talk about it. They also give answers to demonstrate their understanding.
- When it isn't their turn to read with the teacher, there are activities that the children practice to improve other English skills- handwriting, spelling, grammar etc.



Making a difference at home




- Help children choose “just right” books
- Help your child to fill in their Reading Record
- Provide many kinds of reading materials
- Provide access to reading through technology
- Discuss/model the importance of reading at home
- Introduce your children to different types of books; classic fiction, chapter books, short stories, joke books, poetry, non-fiction.
- Read them the book that was your favourite when you were a child.
- Read slowly, with expression. Try to use different and funny voices for characters.
- Follow the words and read the story using the pictures.
- Talk about what is happening and what might happen next. Leave the story on a cliffhanger



Making a difference at home




- Introduce your children to different types of books; classic fiction, chapter books, short stories, joke books, poetry, non-fiction.
- Read them the book that was your favourite when you were a child.
- Read slowly, with expression. Try to use different and funny voices for characters.
- Follow the words and read the story using the pictures.
- Talk about what is happening and what might happen next. Leave the story on a cliffhanger



Keeping Boys in the Game




- Play crossword puzzles and other word games
- Download an entertaining audio book on his iPod
- Clip interesting news stories and discuss together
- Give him a gift certificate to spend at a local book store
- Build on topics of interest; create book sets using books that matter to him
- Support his reading choices
- Let him see you as a reader and writer
- E-books delivered through ipads and computers
- Audio books
- Podcasts



Coming soon...



- Bug Club



Thank you for coming



- Any questions?